

YEAR 1 PHONICS

A GUIDE FOR PARENTS



PHONICS OVERVIEW

- What is phonics?
- Phonics at Glebe
- Activity – Terminology
- Sound buttons and activity
- Phonic Screening Test
- Reporting to parents
- How you can help at home
- Useful Websites and Apps

WHAT IS PHONICS?



- Phonics is recommended as the first strategy that children should be taught in helping them learn to read.
- It runs alongside other teaching methods such as Guided Reading and Shared Reading to help children develop all the other vital reading skills and hopefully give them a real love of reading.

PHONICS AT GLEBE

- There are 6 phases which are taught from Nursery to Year 2.
- Phonics sessions take place **everyday** for **20 minutes**.
- Children are assessed regularly and grouped accordingly to their understanding.
- We use phonics planning for the DFE approved scheme, Little Wandle.
- Children are exposed to and encouraged to use the correct terminology i.e. phoneme, digraph , trigraph etc.

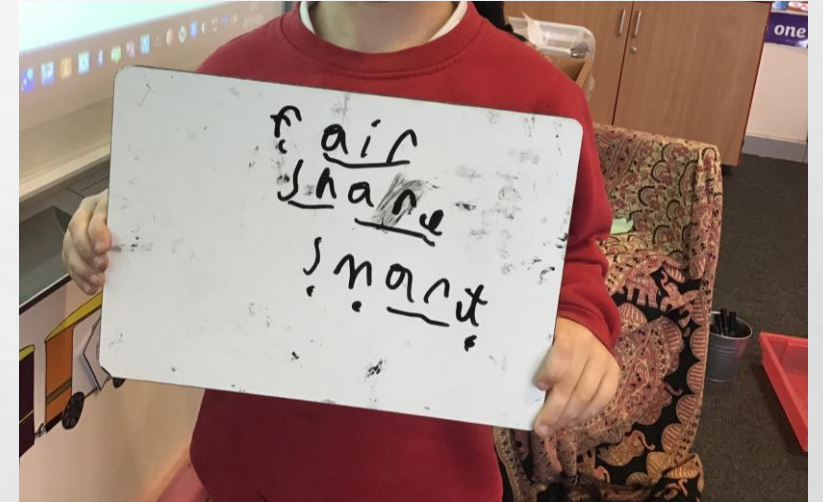


ACTIVITY – TERMINOLOGY MATCHING

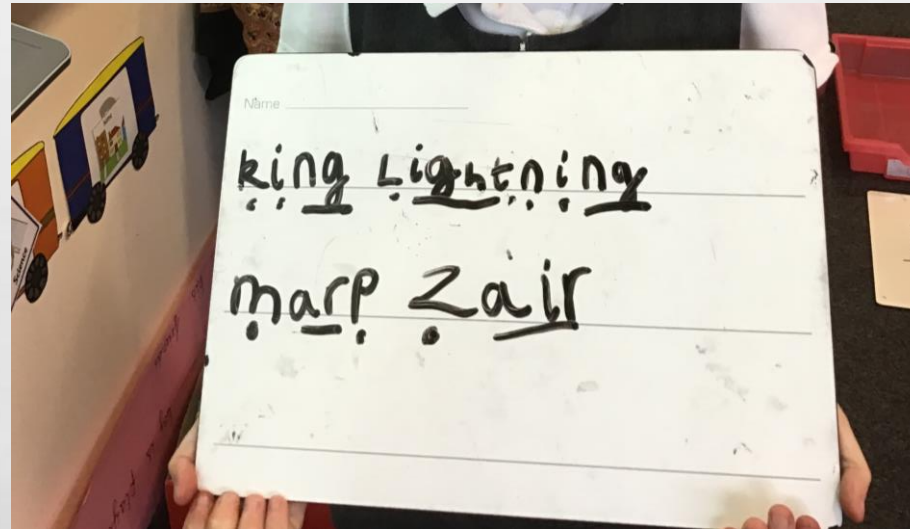

Can you match the correct word to its meaning?

Oxford Owl Link: Phonic terminology explained <https://www.oxfordowl.co.uk/for-home/advice-for-parents/phonics-videos/#animation>

Phoneme	A single sound that can be made by one or more letters Example: s, t, ph, wh.
Digraph	Two letters that make one sound Example: er, oi, ay.
Trigraph	Three letters which go together to make one sound. Example: ear, air, igh.
Split digraph	Two letters which work together to make one sound. These sounds are not next to one another. Example: like, name, home.
Blending	Saying the individual sounds that make up a word and then blending the sounds together to say the word orally. Example: c/a/t – <u>cat</u>
Segmenting	Splitting a word up into individual sounds. Example: <u>sat</u> – s/a/t
Grapheme	Written letters or a group of letters which represent one single sound. Example: a, b, c, d, e

SOUND BUTTONS





ACTIVITY – SOUND BUTTONS

Can you add the sound buttons to each word?

rain

home

light

Phase 2 Phonemes



Phase 3 Phonemes



Phase 4 Blends and Clusters



Phase 5 Phonemes



Using the whiteboards and pens, write each word and add the sound buttons.

cat

hear

skate

shut

came

dack

church

dight

fay

rocket

Using the whiteboards and pens, write each word and add the sound buttons.

cat

hear

skate

shut

came

dack

church

dight

fay

rocket

PHONICS SCREENING TEST

- Children in Year 1 will usually take part in the phonics screening check in June.
- The test will contain real and pseudo words for the children to read.

REAL WORDS & PSEUDO WORDS

chum

kick

reef

short

high

feast

goal

shape


jash



quib



coid




quass




clend



braits



scrug



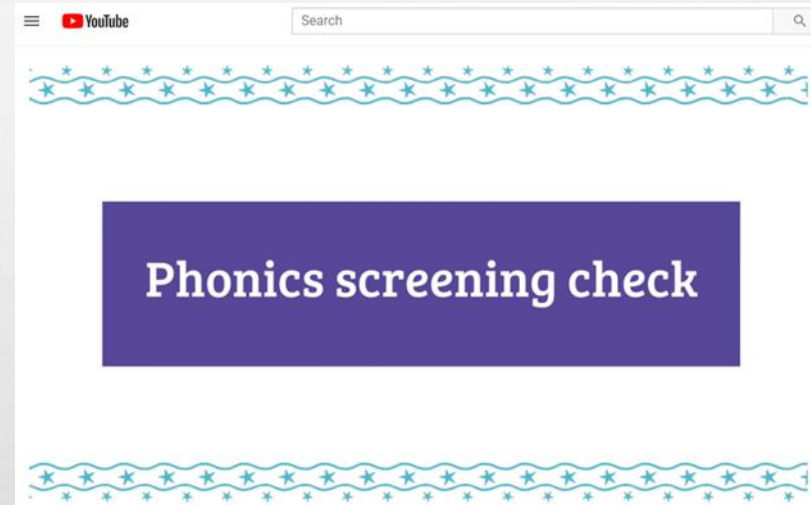
splue



SUMMARY OF PHONICS

You tube clip:

<https://www.youtube.com/watch?v=LbKGLJPp6ww>



PHONICS SCREENING TEST

In pairs have a go at a past phonics screening test.

Remember to sound out and then say the word.

Example j/a/t - jat

REPORTING TO PARENTS

- By the end of the summer term parents will receive a report with their child's score and details of the pass mark.
- The previous pass mark has been 32/40, this is subject to change each year.
- Children who do not achieve the expected level will receive extra support and retake the test in Year 2.

HOW YOU CAN HELP AT HOME

- Take turns to sound out a range of words, it is important to model the process.
- Read as much as possible to and with your child, encouraging sounding out unfamiliar words.
- If your child is struggling to decode a word, help them by encouraging them to say each sound in the word from left to right and model how to use sound buttons.
- Blend the sounds by pointing to each one, e.g. /s/ in sing, /i/ sing, /ng/ in sing. Next move your finger under the whole word as you say it.
- Discuss the meaning of words if your child does not know what they have read.
- Help your child complete weekly phonic homework tasks.
- Be playful with words and make it an enjoyable experience.



WEBSITES & APPS

The websites below contain a variety of games and information.

<http://www.phonicsplay.co.uk/>

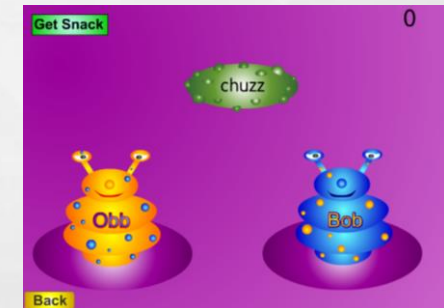
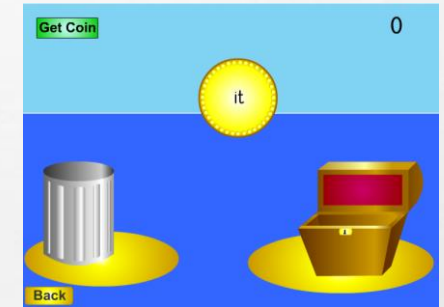
<http://www.bbc.co.uk/bitesize/ks1/literacy/phonics/play/>

<http://www.ictgames.com/literacy.html>

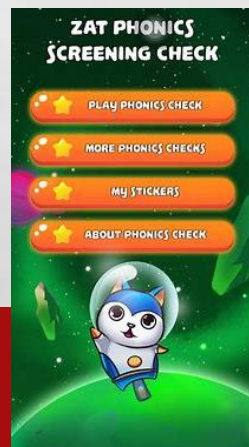
<http://www.starfall.com/>

<http://www.firstschoolyears.com/>

<https://www.gov.uk/government/collections/national-curriculum-assessments-practice-materials>



Zat App



Thank you for your on-going support.

The Year 1 Team