



# Glebe Parent Newsletter

Friday 25<sup>th</sup> February 2022



I hope you had a lovely half term and have a good week this week. I hope you and your homes managed to remain unscathed following the dramatic weather we've had recently.

## Ordering Lunches

We have seen an increase in the number of children coming to the hall for lunch but they have not had a meal ordered. Please can I remind all parents/carers whose children have a school meal that meals must be pre-ordered (even if your child is in Reception or KS1 and receives a free meal). To avoid waste, The Pantry do not provide 'spare' lunches and only provide enough food for the orders received.



Please don't forget to adhere to our no nuts in school policy for the safety of all.

Thank you.

## Glebe's Platinum Jubilee

I am delighted to be able to unveil the logo designed by past pupil, Cameron McCafferty. This logo will be used throughout our jubilee year and will adorn all commemorative merchandise as well as become the temporary letterhead for Glebe.



## Key Dates This Term

Thursday 3<sup>rd</sup> March – 3ME Class Assembly: 9.15am (parents/carers only)

- World Book Day (dress up or wear your t-shirt)

Monday 7<sup>th</sup> March – Queen's Jubilee Bank Holiday (in lieu of June date) – school closed to all

Thursday 10<sup>th</sup> March – re-scheduled Year 4 trip to Verulamium

Monday 14<sup>th</sup> March – Reception spring presentation to parents/carers: 10am

Tuesday 15<sup>th</sup> March – Reception spring presentation to parents/carers: 2pm

Wednesday 16<sup>th</sup> March – Reception spring presentation to parents/carers: 10am

Friday 1<sup>st</sup> April – school finishes for Easter (one hour earlier than usual) – honestly, this is not an April Fool!

## Online Safety

We wanted to make you aware of the app 'Wink' which is advertised as allowing children to make friends online. However, there are many dangers to consider, for example, profiles show user's name, age and country and they cannot be private.

This app is for children 13+. Please ensure that this app has not been downloaded for primary school aged children.

Many Thanks

Ms Arshad and Mr Perkins

## Mrs Penney's Proud Cloud

Our netball season continues to get better with a double win against Deanesfield Primary School on Wednesday.

The teams were amazing and the score lines reflect just how hard they are working as a team: 13-0 and 8-1. Exceptional results, well done to both Glebe teams – everyone is really proud of you.

## Curd's Column

It's been a busy week and too much to fit into a corner!

Children from across the school enjoyed taking part in a planting activity this week with lots of fruit and vegetable seeds kindly donated by the Co-op for our school garden. We planted potatoes, peppers, courgettes and lots more, and we're looking forward to seeing it all start to grow soon.

Thank you for your continued support with our recycling schemes.

Terracycle have made some recent changes, and so from the end of this week, we will stop accepting shampoo refill pouches and mobile phone cases. Everything else on our list will be accepted as normal.




















We have now begun to accept Ferrero Rocher plastic outer trays. These must be dropped off outside in the green box by the scooter stand or in the grey tray at the front entrance.

Thank you!



## Recycle with the Glebe Gardeners

Unless specified, all brands are accepted. Please ensure all items are empty. You do not need to wash out anything except cheese packaging.

Health & Beauty		Home Cleaning		Food & Drink	
 Empty toothpaste tubes and boxes	 Dental floss/ tape dispensers and packaging	 Toothbrush packaging	 Baylis & Harding caps and lids	 Carex refill pouches	 Any roll ons
 Any cleansing wipe packets (eg, Simple)		 Dettol refill pouches			
 Tubes for lotions, moisturisers, hand creams and face wash		 Any home cleaning wipe packets			
 Makeup packaging, eg, mascara wands and powder packs		 Any dishwasher tablet packs, fresheners, salt bags and Finish Quantum tub wraps			
 Lip balms, gloss and lipsticks (with lids on)		 Any biscuit, cracker, chocolate or sweet wrappers and pouches, including Ferrero Rocher packaging.			
 LOL Surprise toys and packaging		 Any bread bags, bakery packaging and Warburtons waxed loaf wraps.			
 Pens, highlighters and correction fluid bottles		 Taylors of Harrogate coffee pouches			
		 Pringles tubes and any brand of crisp packets			

Wishing you all a wonderful weekend.

Mrs Penney ☺



# Nursery



We used the construction kits to make vehicles



We explored forces and textures with the ramps



We played with the construction vehicles



We made and painted our very own car



In Nursery this week we have been learning about road vehicles.



We looked at different vehicles and sorted them by road, rail, sea and air.



We played with the small world garage and road mat



We did lots of car craft



We had fun in the garden

PIC•COLLAGE



# Reception



Year 1

how to make a bed ✓

The method

to clean pillow

- wash
- blow

when to do

First step of a bed:

- move all of the stuff outside
- then blow into the stuff maker.
- Sit down and wash the maker.

I can make a compound paper.	1. Fold, put some plastic	
I can use both compound paper.	2. Next, spread it the left and right over the children.	
I can use compound paper also drawing many things.	For, clock, book, etc., get	

You will need

- 1 low marker
- 1 ruler
- 1 big water

What is 10

1. First draw up a line

2. Next pick up the

marker

3. then low mark


4. then low more line

We celebrated "Twosday" on Tuesday!

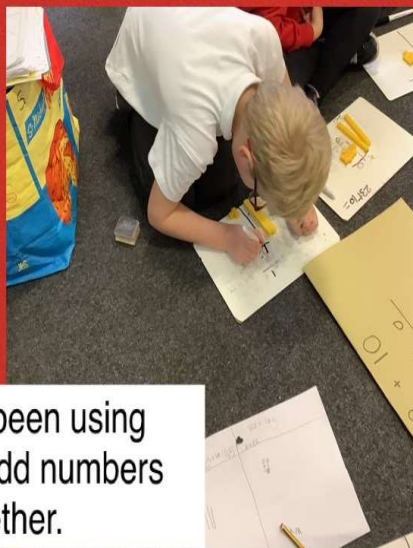




# Year 2



We have been using dienes to add numbers together.



We started off our Maps topic by looking at aerial photographs and comparing them to ground level photographs.

PIC•COLLAGE



# Year 3



Year 3

Enjoying being  
back at school.

PIC•COLLAGE

# Year 4



In science we designed ear mufflers to muffle Mr Budden's loud voice!! We used our knowledge of sound, the ear and materials.







# Year 5



IN YEAR 5 WE  
EXPERIMENTED WITH  
FRICTION AND WROTE  
INSTRUCTIONS TO MAKE  
A BIRD HOUSE.



PIC•COLLAGE

# Year 6

