



GLEBE

GLEBE PARENT NEWSLETTER



I hope you have all had a good week and enjoyed the half term break.

Road Closure - Harvil Road

We have been alerted to the closure of Harvil Road for HS2 works from Monday.

Although it is not a road close to school, the traffic is often diverted and impacts heavily on the roads around Ickenham for the duration of the closure. Please be mindful of this and allow more time for your journey.

More details, including dates of the closure, can be found on pages 8 & 9 of this newsletter.

Weekly Attendance

4J	99.6%
2G	98.8%
6C	98.1%
1S	97.4%
5V	97.3%
RP	97.1%
3ME	96.8%
3V	96.8%
2L	96.7%
2F	96.3%
5G	96.2%
6K	96.1%
5I	95.7%
4R	95.4%
RW	95.2%
1A	95%
4JL	94.6%
1C	94.2%
6L	91.4%
RB	91%
3A	88.9%



FRIDAY 9TH JUNE 2023

Whole School

94.1%



SPORTS NEWS

Cricket Tournament

On Wednesday afternoon, Mr Dwyer took some of our Year 6 boys to the Best Team Cricket Competition held at Uxbridge Cricket Club.

We were drawn in a group with BWI, Brookside and Harlyn - who had a strong team. The boys won their first game 105 - 7, their second game was a 63 - 62 win against Harlyn and the final game was 98 - 12. These fantastic victories put the boys in third place overall, with only runs scored separating them from the top 2.

It was a thoroughly enjoyable afternoon thanks, in no small part, to the exemplary sportsmanship and behaviour from the boys; they were quick to congratulate the opposition on good bowling, batting and fielding which didn't go unnoticed by the opposition coaches and supporters. A huge well done to: Aranvir, Dian, Rahul, Rowan, Aarav, Tiyan, Hal and Niyam.



UPDATES

**THE
WEEKLY
WINNERS
ARE...**

EdShed



Spelling Shed

3V | 5G

Doodlemaths

3A | 5V

REMEMBER



Key Information



Please remember that if your child has long hair (shoulder length or longer), their hair should be tied up, particularly on the days their class has PE for health and safety reasons.

REMEMBER



Key Information & Dates

Key Dates



** new
information*

Monday 12th June: Year 2 trip to Field Studies Centre, Amersham

Tuesday 13th June: Year 2 trip to Field Studies Centre, Amersham

Thursday 15th June: 1C Class Assembly - 9.15am - parking on the playground from 9.05 - not before for health & safety reasons.

FOG Disco - times to be confirmed

Friday 16th June: Year 3 Egyptian Day (in school)

~~~~~

Monday 19th - Friday 23rd June: Art Week

Monday 19th June: KS1 Sports morning - 9.30-11.30

Tuesday 20th June: EYFS Sports morning - 9.30 - 11.30

Wednesday 21st June: LKS2 Sports morning - 9.30 - 11.30

Thursday 22nd June: UKS2 Sports morning - 9.30 - 11.30

~~~~~

Monday 26th June: Year 1 trip to the Science Museum

Tuesday 27th June: Year 4 trip to Battle of Britain Bunker

Wednesday 28th June: Year 4 trip to Battle of Britain Bunker

~~~~~

Tuesday 4th July: Meet the Teacher (in school - children only)\*

Open Evening - 5 - 7pm

Saturday 8th July: Glebe Summer Fete

---

### Sports Day Parking

Don't forget that if you are coming to watch any of our sports mornings, parking restrictions will be suspended on Glebe Avenue on all 4 mornings from 9.30 - 12. However, you must display a sign or note saying you are attending the sports morning to avoid a parking ticket.

You are permitted to park within the white resident bays during this time but you must not block footways or dropped kerbs/driveways.





# REMEMBER



## Key Information & Dates continued



Now the weather is getting warmer, the pile of discarded jumpers and cardigans is getting bigger.

To ensure they are returned to the correct child, please ensure you write your child's name clearly on the label - please avoid initials as this can cause confusion.

Thank you

### Inclusion



#### Parent/Carer Workshops

Our next Inclusion Department workshops are:

Monday 26th June 2023 at 9:00am

How to help your child with transition and moving to the next year.

Tuesday 26th September 2023 9:00am

How can parents help their child with their learning?

Thursday 16th November 2023 2:15pm

How to manage challenging behaviour effectively.

Please email [sen@glebeprimary.org](mailto:sen@glebeprimary.org) to book your place.



#### Pre-Loved Uniform - Upcoming Sales

- Saturday 8th July at the FOG Summer Fayre
- Tuesday 5th September from 10am to 1pm in the small hall.

Clean donations are still being accepted in our donation box in the school foyer.

Thank you for your continued support and enjoy the half term.

The Pre-Loved Team

Mrs. Whittaker, Mrs. L Fitzwater and Mrs. Sumrakova.

A vibrant border of tropical illustrations surrounds the text. It includes large green and teal monstera leaves, slices of watermelon with pink flesh and black seeds, whole pineapples with green crowns, and various tropical fruits like lemons and oranges. There are also palm fronds and small orange umbrellas scattered throughout.

Friends of Glebe  
are pleased to  
invite you to our

# *Summer Disco*

**THURSDAY 15TH JUNE**

**YEARS 1, 2 & 3 - 5-6PM**

**YEARS 4, 5 & 6 - 6:30-7:30PM**

£5 PER CHILD

INCLUDING SNACK & DRINK

TICKETS MUST BE BOUGHT IN ADVANCE:

[WWW.PTA-EVENTS.CO.UK/GLEBEPRIMARYICKENHAM](http://WWW.PTA-EVENTS.CO.UK/GLEBEPRIMARYICKENHAM)

\*DROP OFF EVENT  
\*NO MOBILE PHONES



TICKETS ON SALE NOW  
TICKET SALES WILL CLOSE  
**SUNDAY 11TH JUNE**

# Glebe Primary School's

# SUMMER FETE

Saturday 8th July  
12-4pm


TICKETS £1 \*

JOIN US FOR LOTS OF FUN!

- bouncy castles •
- assault course •
- giant slide •
- penalty shootout •
- face painting •
- tug of war •
- entertainment •
- The FoG Inn •
- market stalls •
- yummy food vans •
- and much more!

Bring your  
picnic blanket  
and join us for  
a fun day

\*£1 in advance,  
£2 on the door  
3 and under free,  
but still require a  
ticket



Tickets available from school gate every  
Tuesday & Friday morning from 20th June OR  
[pta-events.co.uk/glebeprimaryickenham](http://pta-events.co.uk/glebeprimaryickenham) \*

\*booking fees apply



# Notice of Harvil Road closure

May 2023 | [www.hs2.org.uk](http://www.hs2.org.uk)

High Speed Two (HS2) is the new high speed railway for Britain.

You can sign up for regular updates in your local area at [hs2inhillington.co.uk](http://hs2inhillington.co.uk).

Our Community Engagement team is available to answer your questions about the project and the works in Hillington and Northolt. Our team would like to invite you to:

## ❖ Visit the HS2 & SCSJV Information Hub

Our Community Information Hub is open for drop-ins every Monday and Wednesday from 2pm to 4pm. You can find us in the portacabin on the right of the West Ruislip Portal entrance on Ickenham Road.

## ❖ Book a virtual one to one appointment

at [communities@scsrailways.co.uk](mailto:communities@scsrailways.co.uk).

## What we are doing

From 12 June to 10 July 2023, we will be carrying out utility works and construction activities to build the northern section of the Harvil Road realignment. To carry out the works safely, we will need to close Harvil Road between Skip Lane and the Dogs Trust for 24 hours a day.

The construction activities that need to be completed during the closure include:

- Diversion of existing utilities
- Existing road demolition
- Highway & drainage construction
- Resurfacing, white lining and installation of street furniture

Please see the following pages for more information about the

works

we will be carrying out and a map showing the location of the road closure and the diversion route.

For diversion route and closure video please scan the QR code below



**If you have a question about HS2 or our works, please contact our HS2 Helpdesk team on 08081 434 434 or email [hs2enquiries@hs2.org.uk](mailto:hs2enquiries@hs2.org.uk)**

## Notification



### Duration of works

From 12 June to 10 July 2023

Between 8am and 6pm  
Monday to Sunday

### What to expect

Road closure and temporary traffic signage

The closure will remain in place until works are completed

Operatives in the work area, as well as barriers and plant vehicles to construct the new road

### What we will do

Maintain access to your property at all times

Clearly sign post the diversion route

Keep disruption to a minimum

Provide updates at

**[HS2inHillingdon.co.uk](http://HS2inHillingdon.co.uk)**



# Keeping you informed

We are committed to keeping you informed about work on HS2. This includes ensuring you know what to expect and when to expect it, as well as how we can help.

## Residents' Charter and Commissioner

The Residents' Charter is our promise to communicate as clearly as we possibly can with people who live along or near the HS2 route.  
[www.gov.uk/government/collections/hs2-ltd-residents-charter](http://www.gov.uk/government/collections/hs2-ltd-residents-charter)

We also have an independent Residents' Commissioner whose job is to make sure we keep to the promises we make in the Charter and to keep it under constant review. Find reports at:  
[www.gov.uk/government/collections/hs2-ltd-residents-commissioner](http://www.gov.uk/government/collections/hs2-ltd-residents-commissioner)

You can contact the Commissioner at:  
[residentscommissioner@hs2.org.uk](mailto:residentscommissioner@hs2.org.uk)

## Construction Commissioner

The Construction Commissioner's role is to mediate and monitor the way in which HS2 Ltd manages and responds to construction complaints. You can contact the Construction Commissioner by emailing:

[complaints@hs2-cc.org.uk](mailto:complaints@hs2-cc.org.uk)

## Property and compensation

You can find out all about HS2 and properties along the line of route by visiting:

[www.gov.uk/government/collections/hs2-property](http://www.gov.uk/government/collections/hs2-property)

Find out if you're eligible for compensation at:

[www.gov.uk/claim-compensation-if-affected-by-hs2](http://www.gov.uk/claim-compensation-if-affected-by-hs2)

## Holding us to account

If you are unhappy for any reason you can make a complaint by contacting our HS2 Helpdesk team. For more details on our complaints process, please visit our website:

[www.hs2.org.uk/how-to-complain](http://www.hs2.org.uk/how-to-complain)

## Contact Us

Contact our HS2 Helpdesk team all day, every day of the year on:

Freephone **08081 434 434**

Minicom **08081 456 472**

Email **[hs2enquiries@hs2.org.uk](mailto:hs2enquiries@hs2.org.uk)**

Write to:

**FREEPOST**

**HS2 Community Engagement**

**[www.hs2.org.uk](http://www.hs2.org.uk)**  
Website

To keep up to date with what is happening in your local area, visit:  
**[www.hs2inyourarea.co.uk](http://www.hs2inyourarea.co.uk)**

Please contact us if you'd like a free copy of this document in large print, Braille, audio or easy read. You can also contact us for help and information in a different language.

HS2 Ltd is committed to protecting personal information. If you wish to know more about how we use your personal information please see our Privacy Notice  
<https://www.gov.uk/government/publications/high-speed-two-ltd-privacy-notice>

**Reference number: HS2-EW-SCS-Ph1-Ar-So-S2-Traf-1-16/5/2023**

High Speed Two (HS2) Limited, registered in England and Wales.

Registered office: Two Snowhill, Snow Hill Queensway, Birmingham B4 6GA.

Company registration number: 06791686. VAT registration number: 888 8512 56.

# Nursery





# Reception




We dressed up as princesses and knights.

This week in Reception we have been focussing on fairy tales

We read the story on 'Zog' and wrote what we wanted to be when we grow up.



We drew dragons and described them.



Subitising



We used 'Rekenreks' in maths.



We drew maps




We enjoyed P.E. on the play equipment in the sunshine.



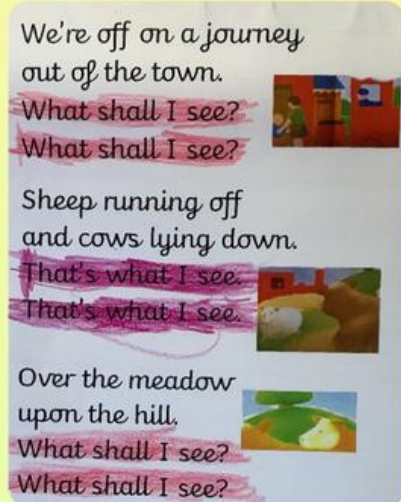
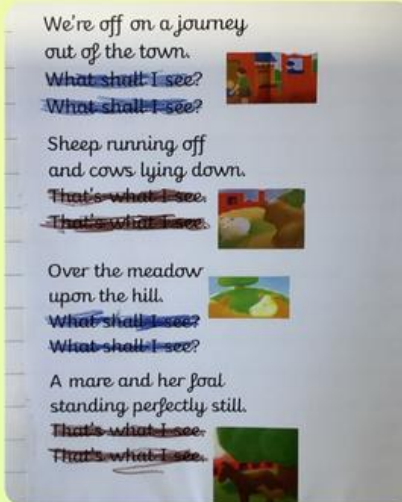
PIC•COLLAGE



# Year 1



**We found the repeating pattern in a poem.**



**We practiced different beats with the djembes.**



PIC•COLLAGE



# Year 2



In science we explored micro-habitats to see what lives in each.



Year 2



We found a variety of mini-beasts including beetles, earwigs and woodlice.



PIC•COLLAGE



# Year 3



*In year 3 we  
have been  
exploring events  
and movements  
on Scratch.*



PIC•COLLAGE



# Year 4

3

Draw and label a poster to **explain** the water cycle. You draw a diagram which includes the **Sun**, a **cloud**, an **ocean**, **trees**, a **hill or mountain**, a **river**

The diagram must also include **arrows** to show where the water is going and include the labels **evaporate**, **condense**, **precipitate** and **transpiration** (water vapour coming out of trees).

**Explain** scientifically what is happening at each stage and use the words **heat** / **energy** and **density** (more / less dense) in some of your explanations.

Year 4 have been learning how to write explanation texts. They have explored what the cycle is and have created super explanation texts and illustrations to showcase their learning.

Draw and label a poster to **explain** the water cycle. You draw a diagram which includes the **Sun**, a **cloud**, an **ocean**, **trees**, a **hill or mountain**, a **river**, **snow** & **ice**.

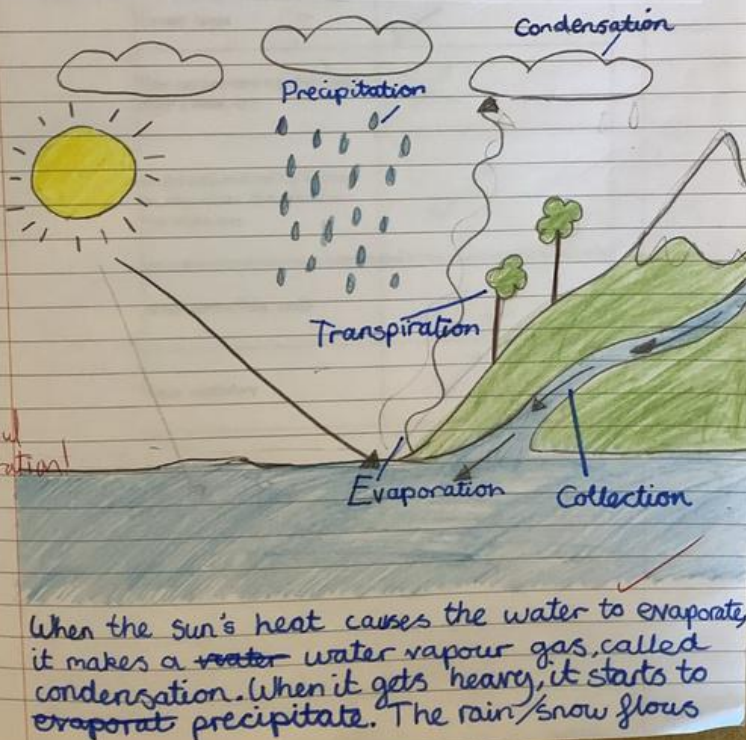

The diagram must also include **arrows** to show where the water is going and include the labels **evaporate**, **condense**, **precipitation** (rain/snow) and **transpiration** (water vapour coming out of trees).

**Explain** scientifically what is happening at each stage and use the words **heat** / **energy** and **density** (more / less dense) in some of your explanations.



The diagram must also include **arrows** to show where the water is going and include the labels **evaporate**, **condense**, **precipitation** (rain/snow) and **transpiration** (water vapour coming out of trees).

**Explain** scientifically what is happening at each stage and use the words **heat** / **energy** and **density** (more / less dense) in some of your explanations.



When the sun's heat causes the water to evaporate, it makes a ~~water~~ water vapour gas, called condensation. When it gets heavy, it starts to evaporate precipitate. The rain/snow flows

## The Water Cycle

Have you ever wondered why the rain falls, clouds form and water works? Have you ever wondered about H<sub>2</sub>O being reused and transported all around the world? If so, read on and become the master of the water cycle!

### Evaporation

It begins by the heat of the sun warming up the surface of the water into steam, turning the liquid water into a gas called water vapour. As a result, this causes evaporation.

### Condensation

Until the evaporation happens, this stage won't occur. When it does, this causes the tiny water droplets to form together, and this is how water droplets

## The Water Cycle

The water cycle is a continuous process that moves water around the world. It begins with the sun heating the water on the surface of the ocean, lakes, and rivers. This causes the water to evaporate, turning it into a gas called water vapour. The water vapour then rises into the air, where it cools and condenses into tiny droplets. These droplets form clouds, which eventually release the water as precipitation (rain or snow). The water then flows back to the surface of the ocean, lakes, and rivers, where it can evaporate again.

### Evaporation

It begins by the heat of the sun warming up the surface of the water into steam, turning the liquid water into a gas called water vapour. As a result, this causes evaporation.

### Condensation

Until the evaporation happens, this stage won't occur. When it does, this causes the tiny water droplets to form together, and this is how water droplets

## Condensation

When the water evaporates, the water vapour rises up into the air and cools down. As it cools, the water vapour turns into tiny droplets. These droplets form clouds, which eventually release the water as precipitation (rain or snow). The water then flows back to the surface of the ocean, lakes, and rivers, where it can evaporate again.

### Evaporation

It begins by the heat of the sun warming up the surface of the water into steam, turning the liquid water into a gas called water vapour. As a result, this causes evaporation.

### Condensation

Until the evaporation happens, this stage won't occur. When it does, this causes the tiny water droplets to form together, and this is how water droplets

## The Water Cycle

The water cycle is a continuous process that moves water around the world. It begins with the sun heating the water on the surface of the ocean, lakes, and rivers. This causes the water to evaporate, turning it into a gas called water vapour. The water vapour then rises into the air, where it cools and condenses into tiny droplets. These droplets form clouds, which eventually release the water as precipitation (rain or snow). The water then flows back to the surface of the ocean, lakes, and rivers, where it can evaporate again.

### Evaporation

It begins by the heat of the sun warming up the surface of the water into steam, turning the liquid water into a gas called water vapour. As a result, this causes evaporation.

### Condensation

Until the evaporation happens, this stage won't occur. When it does, this causes the tiny water droplets to form together, and this is how water droplets

## Precipitation

When the water droplets in the clouds get heavy, they fall to the ground as rain or snow. This is called precipitation. The water then flows back to the surface of the ocean, lakes, and rivers, where it can evaporate again.

### Evaporation



It begins by the heat of the sun warming up the surface of the water into steam, turning the liquid water into a gas called water vapour. As a result, this causes evaporation.

### Condensation

Until the evaporation happens, this stage won't occur. When it does, this causes the tiny water droplets to form together, and this is how water droplets

PIC•COLLAGE

# Year 5



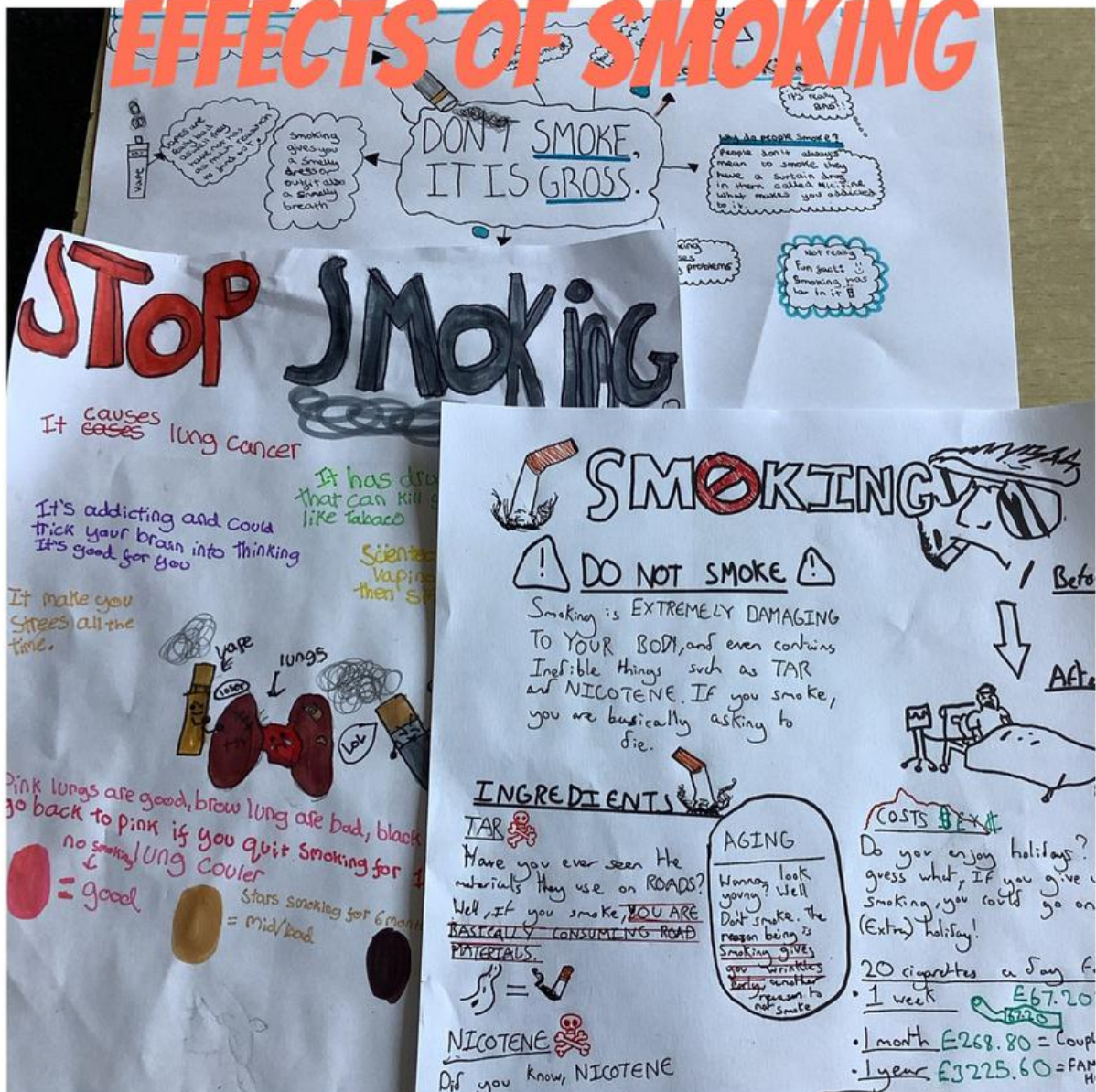
YEAR 5

WE LOOKED AT DIFFERENT  
TYPES OF ADVERTS AND  
IDENTIFIED THE FEATURES

PIC•COLLAGE



## SCIENCE TOPIC ON THE EFFECTS OF SMOKING





I hope you all have a  
lovely weekend.

Mrs Penney



GLEBE  
WEEKLY  
SCHOOL  
NEWS