



# GLEBE

## GLEBE PARENT NEWSLETTER



I hope you have all had a good week.

We began our phase monitoring for the summer term this week. We started with years 3 and 4. As ever, we undertook learning walks to assess the quality of teaching and learning and looked at the children's work to ensure the development points we set last term are being addressed.

### Mystery Guest

Last week's mystery guest was... St. George! Well done to everyone who guessed correctly.



### Attendance No. of sessions missed this week (SESSION = 0.5 DAY)

1S	1
6K	1
6L	2
4JL	4
4V	4
6A	4
2F	5
RP	6
1M	6
4W	6
RW	8
5IP	11
5I	12
1G	14
2J	16
5M	16
RB	17
3G	17
2C	18
3ME	19
3D	23

Whole School

# 210

sessions missed out of a possible 5,870

FRIDAY 2ND MAY 2025

# PROUD PAGE

## Kyan - Year 6

Kyan took part in and completed the TCS London Mini Marathon on Saturday 26th April alongside over 18,000 children. He ran a 2.6km route starting from Horseguards Parade and passing Buckingham Palace to the finish line.

At the finish line he had the pleasure of being handed his medal by Joe Wicks the Bodycoach.

Everyone is so proud of him!

It is such an amazing achievement and he will have memories that will last forever!

Congratulations, Kyan!



# HIGHLIGHTS

## KS2 Attendance Winners' Treat

Congratulations to 3G for achieving the highest attendance in KS2 for the last half term! As a reward, the class enjoyed a fun-filled afternoon outdoors. They made the most of the sunshine by playing a variety of games, including football and giant Jenga, and had a dance to some of their favourite music. To top it all off, everyone cooled down with refreshing ice lollies – a well-deserved treat for their excellent attendance and enthusiasm!

Miss Gilbert





# HIGHLIGHTS

## Month of the Military Child

April is the month of the Military Child, a time to recognise and celebrate the important role that children from Armed Forces families play in our community. At Glebe Primary School, we marked this special month with a range of activities to show our support and appreciation.

We were delighted to welcome Wg Cdr Caroline Krolkowski and Alex Manser- Jeffery from RAF Northolt, who led inspiring assemblies for the whole school. They spoke about life in the Armed Forces and helped all of our children understand the challenges and strengths that come with being part of a Military family.





# HIGHLIGHTS

## Month of the Military Child

Throughout the month, some of our Military children created beautiful dandelion artwork. The dandelion is the symbol of the military child- able to thrive wherever the wind blows them. The Dandelion poem was shared with the school as it captures the resilience and spirit of our remarkable young people.

### The Dandelion Poem

(The official flower of the military child)

Dandelions bloom everywhere the wind blows them.

They are resilient and strong.

Finding roots wherever they land.

They adapt and flourish,

And like the children they represent,

They spread happiness, hope and strength.



A photograph of two children in a field of yellow flowers. One child is wearing a magnifying glass and looking at something, while the other is holding a small object, possibly a flower, near their mouth.

# HIGHLIGHTS

## Purple Up Day!

On Friday 25<sup>th</sup> April, our school took part in Purple Up Day!

Children and staff wore purple to show support for military families and to celebrate the strength and courage of our Armed Forces Children. It was wonderful to see so much purple around the school! We would like to share from a couple of children what it's like to be a military child:

“It's fun that you get to move around lots of houses. It's fun to ask where your Mum or Dad have been. It's a bit hard to make friends when you move schools but it gets easier when you have moved a lot. I have been to three different schools and I will be moving again soon.”

“Sometimes my dad goes away for a long time and it is hard without him. We call each other a lot and that makes it feel better. I am happy my Dad is in the Armed Forces because it means we go to different places and we can make loads of friends everywhere we go. I am very proud of my Dad!

We are incredibly proud of all our military children at Glebe and thank them for the unique contribution they bring to our community.

# MR DWYER'S SPORTS NEWS

## Football

On Wednesday, the B Team had a home fixture against Sacred Heart, who are one of the favourites for the B Team tournament coming up after half term. It was a boiling day and there were lots of red faces and tired legs (including mine) during and after the game! The B Team had a few additions to the squad for the game and it was great to see how they were welcomed into the team. In a (quite literally) hotly contested match, Glebe raced into an early lead thanks to a fantastic run and sublime finish from Oliver – 1-0! The sublime then turned to the ridiculous, as Tommy scored directly from a goal kick! A special mention has to go to Jack, whose brilliant run put the opposition goalkeeper off. After half time, Sacred Heart got one back but Glebe managed to hold on and run out 2-1 winners. A huge well done to: Oliver, Stian, Louis, Luka, Tommy, Gunnar, Abdelrahman, Harrison, Neal and Jack.



# REMEMBER



## Key Information & Dates



### **NSPCC PANTS Parent Workshop**

Please don't forget, we will be holding our second information sessions for parents around the work we are doing with the children as part of the NSPCC Pants initiative. This session will take place on Wednesday 7<sup>th</sup> May at 9am in the school hall.



### **'Pre-loved Uniform**

Please don't forget that our next sale will be taking place after school next Friday (9<sup>th</sup> May) in the small hall.



### **Suncream**

Please note the children may bring in suncream if you wish however they are expected to apply it themselves. Therefore, if you are sending it in please may you practise this with them first.

# UPDATES

This week's winners are



Well Done to both classes!

1M

1S

# REMEMBER

## Key Information & Dates



### Summer Term - 2025

Monday 5th May - May Day Bank Holiday - School Closed

---

Wednesday 7th May - PANTS Parents' Workshop: 9am in the school hall

Thursday 8th May - 1S Class Assembly at 9.15am\*

Friday 9th May - Pre-loved uniform sale at 3.30pm

---

Monday 12th May - Thursday 15th May - Year 6 SATS week

---

Thursday 22nd May - 1M Class Assembly at 9.15am\*

---

*Monday 26th - Friday 30th May - Half term - School Closed*

---

Monday 2nd June - Training Day - school closed

---

Tuesday 3rd June - Year 3 Chocolate Workshop

Friday 6th June - VE Day 80th anniversary celebration - RAF assembly and Mayoral visit

---

Thursday 12th June - Reception trip to Iver Nature Centre

---

Wednesday 18th June & Thursday 19th June - Year 2 trip to Amersham Field Studies Centre

Thursday 19th June - 1G Class Assembly at 9.15am\*

\*Parking on playground from 9.05 but not before for health and safety reasons for all 3 assemblies.

---

Monday 23rd June - KS1 Sports Day: 9.30 - 11am

Tuesday 24th June - EYFS Sports Day: 9.30 - 11am

Wednesday 25th June - LKS2 Sports Day: 9.30 - 11am

Thursday 26th June - UKS2 Sports Day: 9.30 - 11am

---

Tuesday 8th July - Meet the Teacher & Open Evening 5 - 7pm

---

Tuesday 15th July - Year 6 production to parents 9am

Wednesday 16th July - Year 6 production to parents 5pm

Thursday 17th July - Year 6 production to parents 6.30pm

Friday 18th July - End of Year reports sent home

# 10 Top Tips for Parents and Educators

## SAFETY ON THE ROAD

Traffic-related incidents are a significant risk for young pedestrians and cyclists, so understanding road safety is crucial for children's wellbeing. While all road users share responsibility for keeping one another safe, this guide offers strategies for empowering young people to navigate the roads confidently and responsibly.

### 1 TAKE PRACTICE JOURNEYS

Making 'practice' journeys with children is a great way to help them stay safe, thereby modelling responsible behaviours and having road safety conversations as they prepare to travel independently. Add hazard perception activities like spotting electric vehicles – which may have a green number plate – and point out how quiet they are. Children learn by watching others; remind them that their peers might not always be the best role models.

### 2 BE BRIGHT, BE SEEN

Visibility is lower during darker winter days, and drivers need to take extra care to look out for pedestrians. Wearing bright and reflective clothing can help make children more visible to drivers near roads. In poor daylight conditions, encourage children to wear light, bright or fluorescent clothing. When it's dark, wear reflective clothing or materials such as a reflective armband or jacket.

### 3 EYES UP

Encourage children to look up and keep their eyes on the road. Teach them to constantly watch for traffic and practise double-checking the road before crossing – looking right, left and then right again.

### 4 LIMIT DISTRACTIONS

Where possible, devices like phones should be kept away from children while out and about near roads. If they're carrying devices, these should be put away until they've reached their destination. Children must also avoid playing with toys or being distracted by friends. If a friend wants to show them something funny on their phone, there'll be time for that once they've safely arrived.

### 5 SLOW DOWN

Discuss the importance of waiting instead of crossing immediately. It can be tricky to judge the speed of traffic and spot obstacles that could cause a trip or a fall. For safety, children must stop and think before they get to the kerb and should always walk – not run – when crossing the road. They should avoid crossing until they're certain they have plenty of time. Even if traffic seems a long way off, it could still be approaching very quickly.

### 6 STOP BEFORE THE KERB

Teach children to stop before reaching the kerb – not right at the edge of it. Halting before they get to the kerb allows them to see if anything's coming, whereas getting too close to traffic is dangerous. If there's no pavement, children should stand back from the road's edge but ensure they can still see approaching traffic.

### 7 CROSS SAFELY

Children should always find a safe spot to cross the road, prioritising zebra crossings or pelican crossings, footbridges and subways. Find a place where they can see traffic coming from both directions. Avoid crossing near junctions, bends in the road, or obstacles that block their view, instead moving to somewhere they can see and be seen. Remind them to use their eyes and ears together when checking the road, as sometimes they can hear traffic before they can see it. Looking and listening while crossing helps them quickly spot traffic, including cyclists and motorcyclists driving between other vehicles.

### 8 PARKED VEHICLES

Crossing between parked vehicles is very dangerous. Teach children to use extra caution if crossing in this way, and, ideally, avoid it altogether. They should use the outside edge of a vehicle as if it were the kerb, waiting and checking for traffic before moving. They should ensure vehicles aren't about to move, by looking for drivers in the vehicles and listening for engines running – but remember that electric vehicles may move off silently. They should always make sure there is a gap between any parked vehicles on the other side, so they can reach the pavement.

### 9 REVERSING VEHICLES

Children must never cross behind a reversing vehicle – it's extremely dangerous. Remind them to look for white reversing lights and listen out for warning sounds. Can they hear the engine sound or a radio playing inside the vehicle?

### 10 WAIT FOR THE BUS TO LEAVE

When getting off a bus, children must wait for it to leave before crossing so they can have a clear view of the road in both directions. This also allows them to see and be seen by other road users. Crossing near large vehicles is particularly dangerous and should be avoided.

## Meet Our Expert

THINK! is a year-round national campaign that aims to encourage safe road behaviours – whether we're driving, cycling, horse riding or walking – with the aim of reducing the number of people killed and injured on the UK's roads each year. Find out more at: <https://www.think.gov.uk/education-resources/>



The National College

As featured in **primary**  
times

# High Fliers

## HOLIDAY CLUB!

A huge range of fun and engaging activities in a nurturing & warm environment. Our experienced & qualified staff offer specialist workshops.

**THIS MAY HALF TERM**  
**at GLEBE SCHOOL**

### Engaging Activities


- ✓ Arts & Crafts, Construction
- ✓ Yoga
- ✓ Cookery
- ✓ STEAM

We offer great value & flexible options:

School Day (8.30am–3.30pm): £39

Half Day am (8.30am–12pm): £22

Half Day pm (12pm–3.30pm): £22

 [high-fliers.com](http://high-fliers.com)

 07466 550567

 Chiswick | Ealing | Eastcote |  
Harrow | Ickenham | Northwood |  
Ruislip | Watford

Ofsted Registered | Childcare Vouchers accepted

AGES  
3-4





# Ladies Pop-up Shop & Fun Fashion Show!

**SHOP YOUR FAVOURITE HIGH STREET BRANDS  
AT UP TO 70% OFF!**

**Colours.**

[FUN] DRAISING  
FASHION SHOWS



Friday 16th May 2025

**St Giles Church in aid of Click Rukiga**

St Giles Church Hall, Swakeleys Road, Ickenham, UB10 8BG

**Doors open 6.30pm, show starts 7pm**

**Tickets: £10** *includes a welcome drink*

Tickets to be purchased in advance

**Raffle: FABULOUS prizes to be won at the show!**

For tickets and more information please contact:

<https://www.eventbrite.co.uk/e/click-rukiga-fashion-show-tickets-1257440050039>



# NURSERY



# HIGHLIGHTS

# RECEPTION



Reception are learning about the continents



Our Literacy book is 'Baby goes to market'



In Maths we looked at teen numbers

PIC•COLLAGE

# HIGHLIGHTS

# YEAR 1



In Year 1 we started our Djembe Drumming lessons.



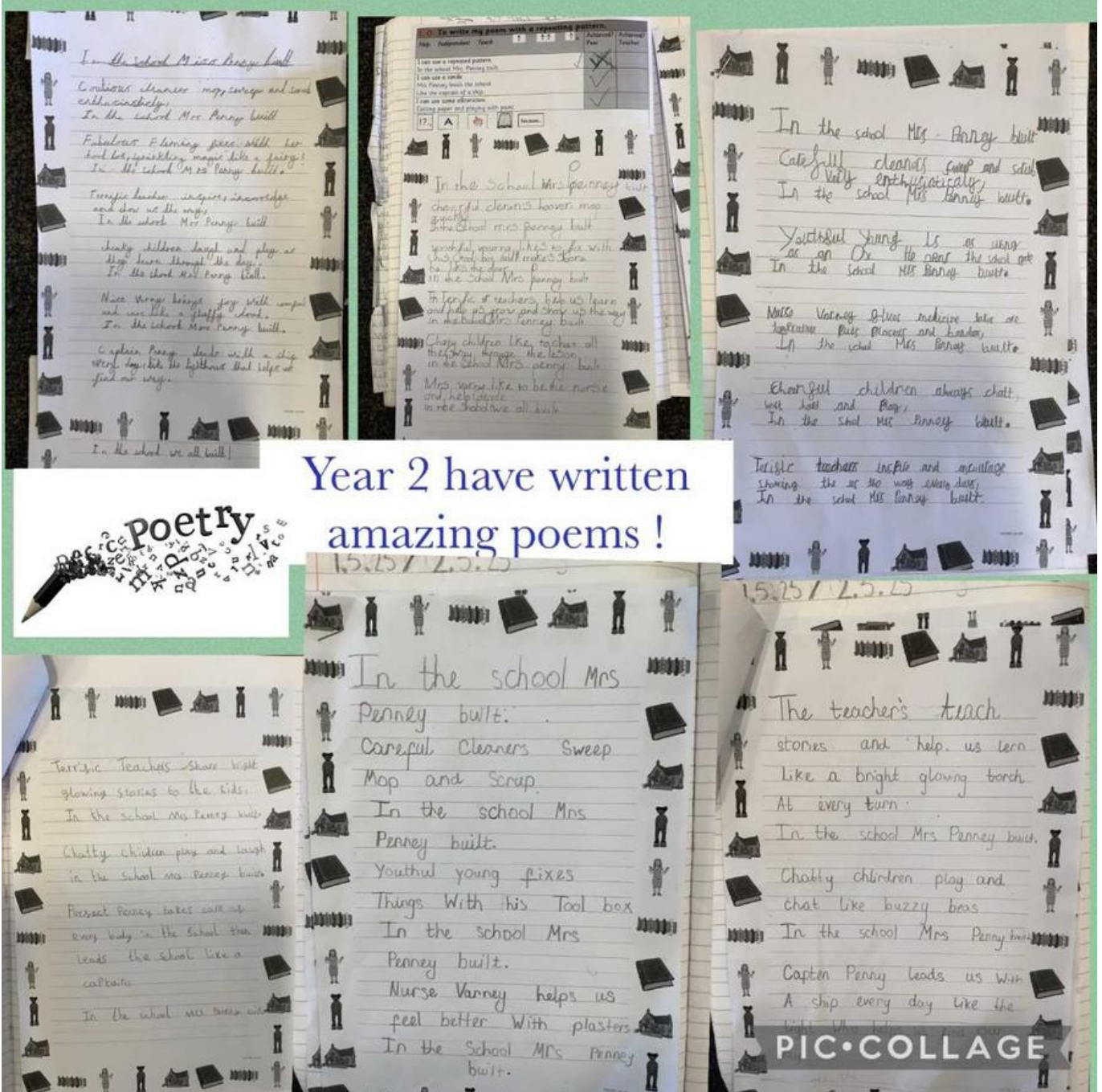
Programming Bee-bots in Computing.



PIC•COLLAGE

# HIGHLIGHTS

# YEAR 2



Year 2 have written amazing poems!



# HIGHLIGHTS

# YEAR 3

Year 3 have enjoyed their art work and have been using drama in English lessons. They have also been calculating change and practising spending money.






# HIGHLIGHTS

# YEAR 4



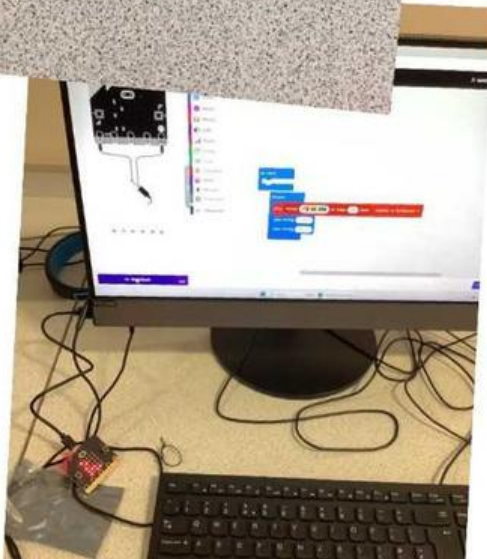
# HIGHLIGHTS

# YEAR 5



YEAR 5

THIS WEEK WE HAVE BEEN  
CODING USING MICRO BITS.




PIC•COLLAGE

# HIGHLIGHTS

# YEAR 6



YEAR 6  
DESIGNED  
SOME  
BEAUTIFUL  
BUTTERFLIES



# HIGHLIGHTS

Wishing you all a lovely  
long weekend. See you  
all on Tuesday.

Mrs Penney

## Who is our mystery guest?

Clue 1: I was born in Christchurch, New Zealand in 1991 but moved to England as a child.

Clue 2: I became the second cricketer (after Ian Botham) to have over 4,000 runs and over 100 wickets in Tests for England.

Clue 3: I am an all-rounder who is a left-handed middle-order batsman and right-arm fast bowler.

Clue 4: I am the captain of the England cricket team.



GLEBE  
WEEKLY  
SCHOOL  
NEWS