



GLEBE

GLEBE PARENT NEWSLETTER



I hope you have all had a good week and enjoyed the bank holiday weekend.

Our phase monitoring for the summer term continued this week. Our focus was the standards of teaching and learning in years 1 and 2. It was lovely to see how engaged the children were in their learning and how much they have developed since our last round of monitoring.

Mystery Guest

Last week's mystery guest was.... Ben Stokes! Well done to everyone who guessed correctly.



Attendance No. of sessions missed this week (SESSION = 0.5 DAY)

4JL	0
6L	0
1S	1
2J	3
6A	4
1M	5
RB	6
2F	6
2C	6
1G	7
3ME	7
3G	7
3D	7
4W	7
5I	7
6K	8
4V	10
5IP	11
RP	12
RW	13
5M	16

Whole School

143

sessions missed out of a possible 4,708 (4 days)

FRIDAY 9TH MAY 2025

GOODLUCK

A Message for Year 6

We are so proud of all you have achieved so far and we know that you will do your best and that is all anyone can ask of you. I want you all to have a relaxing weekend – do something fun and enjoyable, enjoy the sunshine, eat your favourite food, make sure you get enough rest and don't think about the SATS until Monday morning. Good luck – you've got this!



YOU Can
Do THIS

PROUD PAGE

Rutvi - Year 6

It all started when we, The Geetanjali Academy of Fine Arts Limited, were given the opportunity to perform for an opening medley of songs at the one and only Padmashree awardee Kailash Kher's show on 2nd May 2025 at the majestic Royal Festival Hall, The Southbank centre. I was thrilled to be among the 50 students selected for the show. We had to practice twice a week in the Easter holidays, both online and in person. Time was very precious as we only had 4 weeks to memorise 10 of Kailash Kher's songs, which was quite difficult as they were in Hindi, a language though I understand partially but don't speak often. Our teachers were quite insistent that each one of us got our diction and rhythm perfect. We all had to send out recordings of our individual training to them for regular feedback. All these vigorous practices lead up to the final rehearsal on the 27th April with live band just like the main show just days before the show. At last, the d-day had arrived! I was picked up early from school as we had a sound check at the hall at 4pm. We reached Southbank all dressed in red with little time to spare. As young participants we had access through the artist entrance into an assigned dressing room with our guardians, where we all collected, excitement and nervousness flooded the room. The whole group of 50 students, 3 teachers and 2 musicians then took a trip to the stage. It seemed humungous and a bit daunting, quickly we all took our assigned positions. There were organs covering the whole backdrop and in front stood the musicians instruments, it was beautiful!! I felt really proud to be standing on that stage. First the seven main mics were handed to a few of us, while many overhead mics hung above us. After that the two primary ones were tested one by one. It was wonderful learning experience for most of us. With the sound check done satisfactorily we headed back to the dressing room to fuel up before the main act. Once ready we had to line up in order for the show. However, we all were in for a pleasant surprise by Kailash Kher himself, he not only met us there but also let us have a photo with him in batches of 10 students at a time. Finally, we were enroute to the backstage. A famous Lyca Radio presenter introduced our troupe. Finally the penny dropped, this was it...the finale; but felt dreamlike. Standing there in front of 3000 people was both exhilarating and nerve racking. Once the music started, everything fell in place and it was done super quickly. We got a huge round of applause from the audience. The clapping thundered all around for some time, we were elated! Altogether this experience was just amazing and humbling for every one of us and we enjoyed it thoroughly.

Rutvi

PROUD PAGE

Rutvi - Year 6



HIGHLIGHTS

Green Fingered Glebies



I wanted to share this photo with you all. When Neal and Elliot were in our Nursery, Mrs Fitzwater had just started with us too. She wanted to share her love of gardening with the Nursery children and helped Neal and Elliot plant a conker. Almost 8 years later, here are both boys with the result!

HIGHLIGHTS

1S Class Assembly

I had the pleasure of seeing 1S in their class assembly yesterday.

The children were confident, engaged and it was obvious that had really enjoyed all the learning that their assembly was based upon. The assembly theme was all around plants, Handa's Surprise and friendship.

I think the highlight of the assembly was the Handa's Surprise drama, especially the goat! Well done 1S and all the staff who helped put on a wonderful show.

Miss Wands



HIGHLIGHTS

Spelling Bee



Our amazing Year 4s shone brightly at the Spelling Bee competition at Newnham Junior School, showcasing their hard work and brilliant spelling skills.



REMEMBER



Key Information & Dates



Dear Parents,

I hope this message finds you well.

We're excited to let you know that bookings are still open for our Nursery May Half Term club at High Fliers! We've revised our timings to better suit families' needs and are now offering both morning and afternoon sessions for added flexibility.

It would be wonderful to welcome as many Glebe families as possible - our sessions are always filled with fun, engaging activities to keep children active, learning, and happy throughout the break.

We look forward to another fantastic half term!

Book here: <https://bookwhen.com/highfliersharrowhillingdon>

Find out more at www.high-fliers.com

The High Fliers Team



Finance Assistant Post

We are looking to appoint a part time Finance Assistant to join our admin team.

6 hours per week

Starting July 2025

Interviews will be during the morning of **Thursday 5th June**.

To find out more, please visit:

<https://crinklerecruitment.com/Job/Finance-Assistant-6172>

UPDATES

This week's winners are



Well Done to both classes!

1M

1S

REMEMBER

Key Information & Dates



Summer Term - 2025

Monday 12th May - Thursday 15th May - Year 6 SATS week

Thursday 22nd May - 1M Class Assembly at 9.15am*

Monday 26th - Friday 30th May - Half term - School Closed

Monday 2nd June - Training Day - school closed

Tuesday 3rd June - Year 3 Chocolate Workshop

Friday 6th June - VE Day 80th anniversary celebration - RAF assembly and Mayoral visit

Thursday 12th June - Reception trip to Iver Nature Centre

Wednesday 18th June & Thursday 19th June - Year 2 trip to Amersham Field Studies Centre

Thursday 19th June - 1G Class Assembly at 9.15am**Parking on playground from 9.05 but not before for health and safety reasons for all 3 assemblies.

Monday 23rd June - KS1 Sports Day: 9.30 - 11am

Tuesday 24th June - EYFS Sports Day: 9.30 - 11am

Wednesday 25th June - LKS2 Sports Day: 9.30 - 11am

Thursday 26th June - UKS2 Sports Day: 9.30 - 11am

Tuesday 8th July - Meet the Teacher & Open Evening 5 - 7pm

Tuesday 15th July - Year 6 production to parents 9am

Wednesday 16th July - Year 6 production to parents 5pm

Thursday 17th July - Year 6 production to parents 6.30pm

Friday 18th July - End of Year reports sent home

Monday 21st July - Non-uniform day for winning House Team

Tuesday 22nd July - Year 6 Leavers Assembly at 9.15am

- School year ends - 1 hour early (2.20pm/2.30pm)




HOME INFORMATION

May's Musician of the Month



Fisherman's Friends



Fæ, 2016 ([https://commons.wikimedia.org/wiki/File:John_Cleave,_Fisherman%27s_Friends_\(30256689085\).jpg](https://commons.wikimedia.org/wiki/File:John_Cleave,_Fisherman%27s_Friends_(30256689085).jpg))

Now Playing

SPOTIFY

1:24 3:11

⏮ ⏪ ⏩ ⏭

About: The Fisherman's Friends are a folk music group from Port Isaac, Cornwall, who sing sea shanties. They have been performing locally since 1995, and signed a record deal with Universal Music in March 2010. Whilst essentially an a cappella group (just singing with no instruments), their studio recordings and live performances now often include traditional simple instrumentation. Their unusual and remarkable success have been documented with two feature films.

Genres: Sea Shanties & Folk

Active from: 1995 - Present

Origin: Cornwall, England

Books to read...

If you like Fisherman's Friends, try...



- Nathan Evans
- Ruth Notman
- Coope, Boyes and Simpson



BREAK THE RULES DAY 2025 FRIDAY 23RD MAY

**FOR ONE DAY ONLY YOU CAN BREAK ANY
(OR ALL!) OF THESE RULES...**

1. NO Colourful Socks or Tights
2. NO Hats

3. NO Messy or Crazy Hair
4. NO Temporary Tattoos

5. NO Nail Varnish
6. NO Non School Shoes

7. NO Pyjamas
8. NO Sports Kit/Football Shirts

£1 TO BREAK THE RULES

**ALL OTHER SCHOOL RULES APPLY AS NORMAL
£1 TO BE PAID TO YOUR CLASS TEACHER**



Beef Burger
Vegan Burger
Fries
Corn on the Cob
School Cookie



CENSUS DAY THREE
Thursday 15th May



10 Top Tips for Parents and Educators

SAFETY ON THE ROAD

Traffic-related incidents are a significant risk for young pedestrians and cyclists, so understanding road safety is crucial for children's wellbeing. While all road users share responsibility for keeping one another safe, this guide offers strategies for empowering young people to navigate the roads confidently and responsibly.

1 TAKE PRACTICE JOURNEYS

Making 'practice' journeys with children is a great way to help them stay safe, thereby modelling responsible behaviours and having road safety conversations as they prepare to travel independently. Add hazard perception activities like spotting electric vehicles – which may have a green number plate – and point out how quiet they are. Children learn by watching others; remind them that their peers might not always be the best role models.

2 BE BRIGHT, BE SEEN

Visibility is lower during darker winter days, and drivers need to take extra care to look out for pedestrians. Wearing bright and reflective clothing can help make children more visible to drivers near roads. In poor daylight conditions, encourage children to wear light, bright or fluorescent clothing. When it's dark, wear reflective clothing or materials such as a reflective armband or jacket.

3 EYES UP

Encourage children to look up and keep their eyes on the road. Teach them to constantly watch for traffic and practise double-checking the road before crossing – looking right, left and then right again.

4 LIMIT DISTRACTIONS

Where possible, devices like phones should be kept away from children while out and about near roads. If they're carrying devices, these should be put away until they've reached their destination. Children must also avoid playing with toys or being distracted by friends. If a friend wants to show them something funny on their phone, there'll be time for that once they've safely arrived.

5 SLOW DOWN

Discuss the importance of waiting instead of crossing immediately. It can be tricky to judge the speed of traffic and spot obstacles that could cause a trip or a fall. For safety, children must stop and think before they get to the kerb and should always walk – not run – when crossing the road. They should avoid crossing until they're certain they have plenty of time. Even if traffic seems a long way off, it could still be approaching very quickly.

6 STOP BEFORE THE KERB

Teach children to stop before reaching the kerb – not right at the edge of it. Halting before they get to the kerb allows them to see if anything's coming, whereas getting too close to traffic is dangerous. If there's no pavement, children should stand back from the road's edge but ensure they can still see approaching traffic.

7 CROSS SAFELY

Children should always find a safe spot to cross the road, prioritising zebra crossings or pelican crossings, footbridges and subways. Find a place where they can see traffic coming from both directions. Avoid crossing near junctions, bends in the road, or obstacles that block their view, instead moving to somewhere they can see and be seen. Remind them to use their eyes and ears together when checking the road, as sometimes they can hear traffic before they can see it. Looking and listening while crossing helps them quickly spot traffic, including cyclists and motorcyclists driving between other vehicles.

8 PARKED VEHICLES

Crossing between parked vehicles is very dangerous. Teach children to use extra caution if crossing in this way, and, ideally, avoid it altogether. They should use the outside edge of a vehicle as if it were the kerb, waiting and checking for traffic before moving. They should ensure vehicles aren't about to move, by looking for drivers in the vehicles and listening for engines running – but remember that electric vehicles may move off silently. They should always make sure there is a gap between any parked vehicles on the other side, so they can reach the pavement.

9 REVERSING VEHICLES

Children must never cross behind a reversing vehicle – it's extremely dangerous. Remind them to look for white reversing lights and listen out for warning sounds. Can they hear the engine sound or a radio playing inside the vehicle?

10 WAIT FOR THE BUS TO LEAVE

When getting off a bus, children must wait for it to leave before crossing so they can have a clear view of the road in both directions. This also allows them to see and be seen by other road users. Crossing near large vehicles is particularly dangerous and should be avoided.

Meet Our Expert

THINK! is a year-round national campaign that aims to encourage safe road behaviours – whether we're driving, cycling, horse riding or walking – with the aim of reducing the number of people killed and injured on the UK's roads each year. Find out more at: <https://www.think.gov.uk/education-resources/>



#WakeUpWednesday®

The National College®

As featured in **primary**
times

High Fliers

HOLIDAY CLUB!

A huge range of fun and engaging activities in a nurturing & warm environment. Our experienced & qualified staff offer specialist workshops.

THIS MAY HALF TERM
at GLEBE SCHOOL

Engaging Activities


- ✓ Arts & Crafts, Construction
- ✓ Yoga
- ✓ Cookery
- ✓ STEAM

We offer great value & flexible options:

School Day (8.30am-3.30pm): £39

Half Day am (8.30am-12pm): £22

Half Day pm (12pm-3.30pm): £22

 high-fliers.com

 07466 550567

 Chiswick | Ealing | Eastcote |
Harrow | Ickenham | Northwood |
Ruislip | Watford

Ofsted Registered | Childcare Vouchers accepted

AGES
3-4





Ladies Pop-up Shop & Fun Fashion Show!

**SHOP YOUR FAVOURITE HIGH STREET BRANDS
AT UP TO 70% OFF!**

Colours.

[FUN] DRAISING
FASHION SHOWS



Friday 16th May 2025

St Giles Church in aid of Click Rukiga

St Giles Church Hall, Swakeleys Road, Ickenham, UB10 8BG

Doors open 6.30pm, show starts 7pm

Tickets: £10 *includes a welcome drink*

Tickets to be purchased in advance

Raffle: FABULOUS prizes to be won at the show!

For tickets and more information please contact:

<https://www.eventbrite.co.uk/e/click-rukiga-fashion-show-tickets-1257440050039>



BOLLYWOOD DANCE CLASSES FOR KIDS

Learn routines to
bollywood songs,
whilst in a safe
and supportive
space

Sundays during term time!
Studio @ Breakspear School
Ickenham
10am - 11am
Ages 4 - 11years old

Instagram:
[@dance.bynava](https://www.instagram.com/dance.bynava)

Call 07572459291 for
more details



NURSERY



HIGHLIGHTS

RECEPTION



We made our own alien spaceships.



In Reception we have been learning about Space.



We read the story of Handa's surprise.



HIGHLIGHTS

YEAR 1




Class 1M developed racket and ball skills.



Class 1S enjoyed their class assembly!



Class 1G have been practising multiplication and repeated addition.



PIC • COLLAGE

HIGHLIGHTS

YEAR 2

Year 2 have been solving the crime that happened in the classrooms. Goldilocks has been up to mischief again as we begin our new writing unit on Fairy tales!



HIGHLIGHTS

YEAR 3




In Year 3, the children had a great time learning how to play ukuleles (a song called: My dog has fleas).



HIGHLIGHTS

YEAR 4



*Year 4 learning
about angles* 



HIGHLIGHTS

YEAR 5



Year 5

This week we began making fresh pasta.



The children enjoyed making the dough and rolling it in to strips.



HIGHLIGHTS

YEAR 6

SPAG HELP

Subordinating Conjunctions
Joins a subordinate clause and a main clause.

While
After
Because
Before
If
Though
Since
As

Because I go to school, I get to learn about grammar.
I get to learn about grammar because I go to school.

Coordinating Conjunctions
Joins two independent (main) clauses.

For
And
Nor
But
Or
Yet
So

I am like ice cream and I like cake.
An ancient book is in a leather cover.

Modal Verbs - show degree of certainty or possibility.
could, should, would, might, often, ought, can

YEAR 6 SPaG KNOWLEDGE ORGANISER

CLAUSES
Main clause - A simple sentence that contains a subject and a verb. It makes sense on its own.
I went to school.

Apostrophes
For possession - shows us that something belongs to the subject.
My Mum's bag.
The girls' bathroom.

For omissions/contraction - shows us that a letter has been missed out to create informality.
Don't do that.
Do not do that.

Synonyms and Antonyms
Synonym: words that have a similar meaning (big/large)
Antonym: words that have the opposite meaning (big/small)

More Punctuation
Hyphen (-) - Creates compound words to give a clear meaning.
The man-eating shark.
The man eating shark.

Inverted commas
Eg: "help" said twice
(Kate said "who are you")

1) Lamb
2) Ambitious
3) Exclamation
4) Omissions
5) Contraction
6) Possession
7) Knife

Y6 REVISION

Subject **verb** **Object**

I am washing my hands in the pool.

- **Comments:** begin with imperative verbs.
Wash your hands.
- **Questions:** expect an answer in return.
Did you enjoy the trip?
- **Statements:** tell the reader something.
The leaves fall off trees in autumn.
- **Exclamations:** begin with 'how' or 'what'.
How cool is that!
What a beautiful day!

The child asked, "what are your plans on Saturday?"

CLAUSES

Subordinating (on verbs)
I am washing my hands while my brother is washing his face.

Coordinating (on verbs)
I am washing my hands and my brother is washing his face.

Compound (on verbs)
I am washing my hands and my brother is washing his face.

Complex (on verbs)
I am washing my hands while my brother is washing his face and my mother is washing her face.

Simple (on verbs)
I am washing my hands.

Compound (on verbs)
I am washing my hands and my brother is washing his face.

Complex (on verbs)
I am washing my hands while my brother is washing his face and my mother is washing her face.

Active
The boy kicked the ball.

Passive
The ball was kicked by the boy.

Synonyms
words that mean the same.
(big/large) (small/tiny)

Antonyms
words that mean the opposite of each other.
(big/small) (dark/light)

Main and subordinate clauses
Main clause: A simple sentence that makes sense on its own.
Subordinate clause: adds detail to a main clause but does not make sense on its own.

I went to school while my brother was at home.

Main clause
Subordinate clause

Subordinate clause - contains a subordinating conjunction. Adds detail to a main clause; is not a full sentence. The subordinate clause can appear at the start, end or middle of a sentence.

I went to school while my brother stayed at home.

while my brother stayed at home, I went to school.

PIC•COLLAGE

HIGHLIGHTS

Wishing you all a lovely
weekend.

Mrs Penney

Who is our mystery guest?

Clue 1: I was born in Frankfurt, Germany 12th June 1929.

Clue 2: On my 13th birthday, I was given a diary that I called Kitty.

Clue 3: Because of my religion I had to hide with my family during World War 2.

Clue 4: But I wrote in my diary during this time and it has become a first hand account of what life was like during World War 2 that people still read today.



GLEBE
WEEKLY
SCHOOL
NEWS

