

Dash Board



ARITHMETIC
BOOSTERS

2019 national curriculum tests

Key stage 2

Mathematics

Papers 1, 2 and 3 : Arithmetic and Reasoning


- This test is timed.
- Hints are not available.
- Overall mark is given at the end.

| | |
|-------------|--|
| First Name | |
| Middle Name | |
| Last Name | |
| School Name | |

Start test

PAST
PAPERS

REASONING
BOOSTERS



YEAR 5



ARITHMETIC
NINJA!



ARITHMETIC
REVISION
PACK



MIXED
REVISION
MINI-
TESTS

WHITE ROSE
VIDEO PLAYLISTS

[Click Here To Purchase](#)



SELF-MARKING TESTS

(requires Excel to run)

DOWNLOAD
EXCEL FILE AND
READ
INSTRUCTIONS



SELF-MARKING TIMESTABLES

(requires Excel to run)


DOWNLOAD
EXCEL FILE AND
READ
INSTRUCTIONS

Self-Mark instructions.

Click the button to your left. Type in the password your teacher gave and then click the **download** button in the top-right corner. Then open the file. Whole class can use at once in a computer suite.



PUZZLE TIME



SATS DOMINOES



COPY-RIGHT

Top Tips For Success!

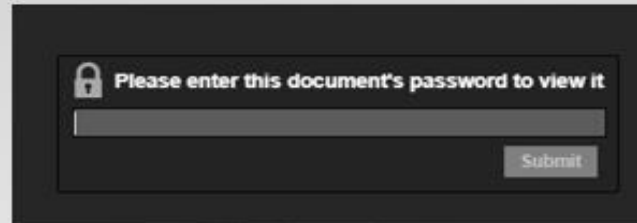
Arithmetic - Daily practice of arithmetic is essential. Use one of the free arithmetic papers per week on www.myminimaths.co.uk. Then use our very own Arithmetic Ninja boosters and tutorial videos to target your arithmetic weaknesses! Aim for 30 out of 40 by Christmas of Year 6 by cutting out silly mistakes on the easier questions and then aim for 35+ by targeting the harder questions. You will be an Arithmetic Ninja in no time!

Reasoning - Work your way through one of our Booster Packs per week. Either download and print off or just get it up on your computer screen and just write your working out and answers down on a pad of paper. If you get stuck, hit the YouTube button. Check your answers by clicking on the lightbulb! Alternatively choose a LightBulb Booster with all the answers given and you have to explain where they come from. Practice multi-step problem solving with the specially created White Rose video playlists. Revise using our special self-marking assessment spreadsheets and play SATs Revision Dominoes with a friend! Finally, relax with a Thinking Outside the Box from our Puzzle Time!

EASY TO PRINT & DOWNLOAD!



Step 1: Choose what type of resource you want to use



Step 2: Input the **password** (available when you purchase the Organiser and download from TES)



Step 3: Locate the print and download buttons in the **top right** corner of your web browser



Step 4: Clicking the arrow downloads the PDF to your computer download FOLDER for offline use/ whiteboard projection or offline printing (just choose FILE, PRINT)



Step 5: Clicking the printer icon allows printing whilst still in your web browser.

AND REPEAT FOR ANY OF THE RESOURCES!

FOR BOTH KIDS & TEACHERS!